



We provide you reliable remote deposition technology, so you can enjoy a smooth and seamless remote deposition experience. Here are the essential steps and tools you can expect from Huseby:

Seamless Connection

Receive timely links and experience a smooth connection.

- *Deposition Link via Calendar Invite*
- *Test Connection / Prep Sessions*
- *Final Confirmation*
- *Connection Instructions/Support Email*
- *Huseby Kick-Off Host*
- *On-Demand Remote Support*

Clear Audio

Seamless and reliable sound quality experience.

- *Test Equipment / Prep Sessions*
- *Audio Connected via Telephone*
- *Huseby Kick-Off Host*
- *On-Demand Remote Support*
- *Accurate Transcript for Reporter*

Easy Exhibit Presentation

Present and manage exhibits remotely with ease.

- *Exhibit Prep / Practice Sessions*
- *Exhibit Organization & Management*
- *Simple Exhibit Upload*
- *Easy Exhibit Sharing*
- *Courtesy Copy Distribution*

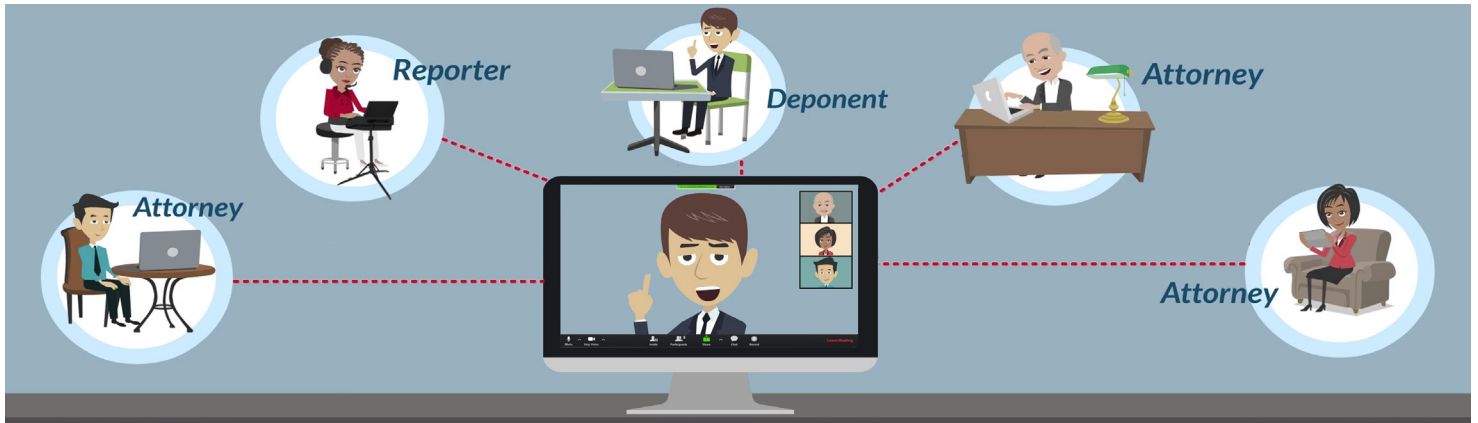
To learn more about Huseby's remote deposition platforms or to schedule a remote exhibit presentation practice session, click [here](#).

For more helpful tips & insights on remote depositions, visit your Remote Deposition Resource Library at www.huseby.com/remote-depositions or The Huseby Journal at www.huseby.com/blog.





Reliable Remote Deposition Technology: Seamless Connection



An essential part of providing reliable remote technology is ensuring you and your team receive timely links and experience a smooth connection to your remote deposition events.

Here are the steps we take:

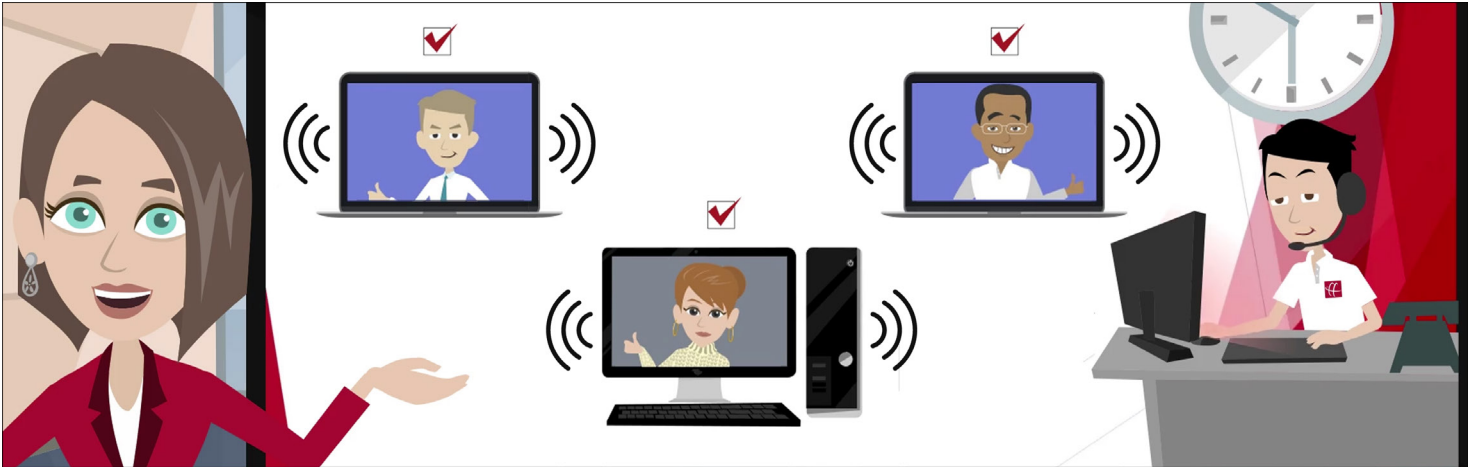
1. Remote deposition **link** provided as a **calendar invite** - sent to each attendee via the email addresses you provided to Huseby prior to your remote event. (Note: If you have your calendar preferences to auto-accept meetings, make sure you check your calendar.)
2. **Test / prep sessions** are offered for testing your device, to ensure a reliable connection. To schedule a remote deposition practice session using your preferred platform, click [here](#).
3. **Final confirmation** of the event is sent to the scheduling party via email the business day prior to the event.
4. An **automated email** with remote deposition connection instructions and deposition support options is sent 30 minutes prior to the scheduled start time of the deposition.
5. A **Huseby kick-off host** joins 30 minutes prior to your scheduled start time, to ensure all parties are connected and that their video and audio are working properly.
6. You will have **on-demand support** during your deposition, to ensure that everyone maintains a reliable connection and that your event runs smoothly.

For more helpful tips & insights on remote depositions, visit your Remote Deposition Resource Library at www.huseby.com/remote-depositions or The Huseby Journal at www.huseby.com/blog.





Reliable Remote Deposition Technology: Clear Audio



An essential part of providing reliable remote technology is ensuring you and your team have a clear audio connection and good sound quality, so you can have a smooth remote deposition experience.

Here are the steps and recommendations you can expect from Huseby:

1. **Test / prep sessions** are offered for testing your device, to ensure a reliable connection. To schedule a remote deposition practice session using your preferred platform, click [here](#).
2. Connect your **audio via telephone** to ensure that you never miss key testimony, even if your internet connection momentarily drops.
3. A **Huseby kick-off host** joins 30 minutes prior to your scheduled start time, to ensure all parties are connected and that their audio is working properly.
4. You will have **on-demand support** during your deposition, to ensure that everyone maintains a reliable audio connection and that your event runs smoothly.
5. Clear audio **ensures an accurate transcript** for the court reporter.

For more helpful tips & insights on remote depositions, visit your Remote Deposition Resource Library at www.huseby.com/remote-depositions or The Huseby Journal at www.huseby.com/blog.



www.Huseby.com



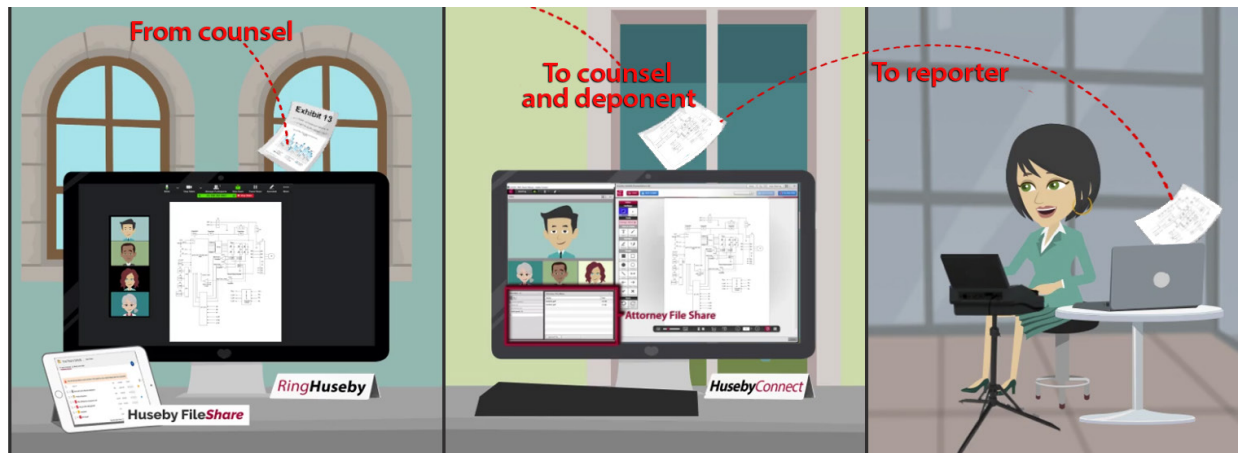
(800) 333-2082



info@huseby.com



Reliable Remote Deposition Technology: Easy Exhibit Presentation



An essential part of providing reliable remote technology is ensuring you and your team have a smooth remote exhibit presentation experience during your events.

Using either of Huseby's signature remote deposition platforms, here are the tools Huseby provides:

1. Remote exhibit presentation **practice sessions** offered to ensure you are comfortable with the process. To schedule a remote deposition practice session using your preferred platform, click [here](#).
2. You can seamlessly **organize and manage** all your exhibits.
3. Simple and efficient **exhibit upload**.
4. **Share** your electronic exhibits remotely with all parties with ease.
5. **Distribute courtesy copies** to opposing counsel and the court reporter.

To learn more about exhibit presentation with Huseby's remote deposition platforms, schedule a demo by clicking [here](#).

For more helpful tips & insights on remote depositions, visit your Remote Deposition Resource Library at www.huseby.com/remote-depositions or The Huseby Journal at www.huseby.com/blog.



www.Huseby.com



(800) 333-2082



info@huseby.com