



Huseby.com

GLOBAL LITIGATION SUPPORT



Trial Support Services

Empowering Today's Attorney

Introduction

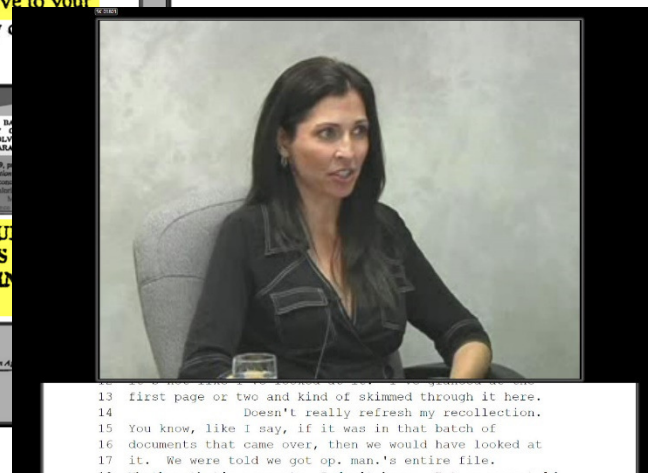
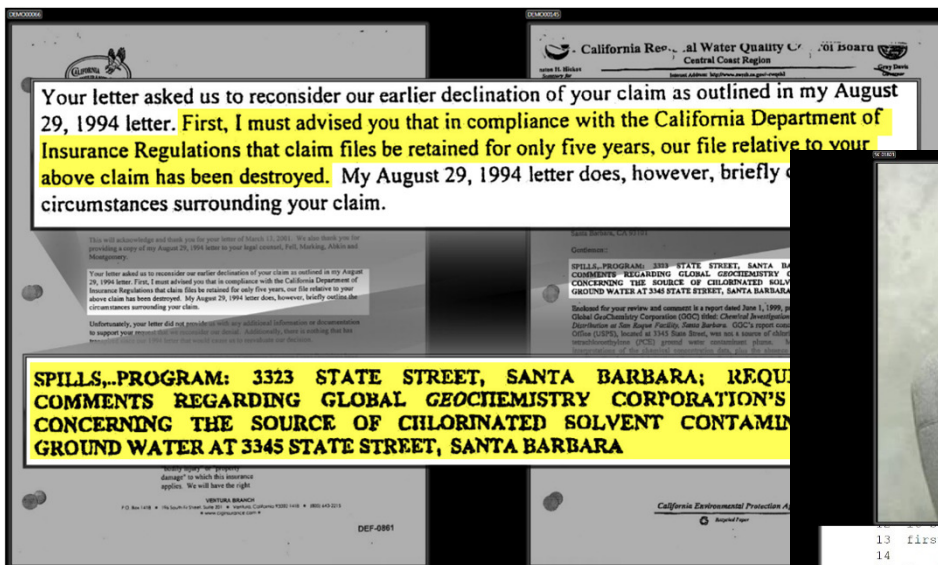
The pages of this guide provide an overview of the tools and technology available for counsel to successfully present their story in trial.

Exhibit and Video Presentation

Captivate the jury with striking visuals that help illustrate and tell your story. We understand the importance of effectively communicating details and information in the courtroom. Our trial consultants will help ensure your case is well-organized, your exhibits, videos and graphics are presentation ready, and you are well-equipped technologically in the courtroom.

Features

- "Tear out" a section of a document to focus the jury's attention
- Present exhibits in a side-by-side comparison
- Play a witness's video deposition with or without scrolling transcript text
- Display a section of the transcript to emphasize contradictory deposition testimony
- Overlay exhibits - great for comparing authenticity of a signature
- Generate designation reports and video clips for the court
- Locate exhibits in seconds from trial workbooks



Document Prep

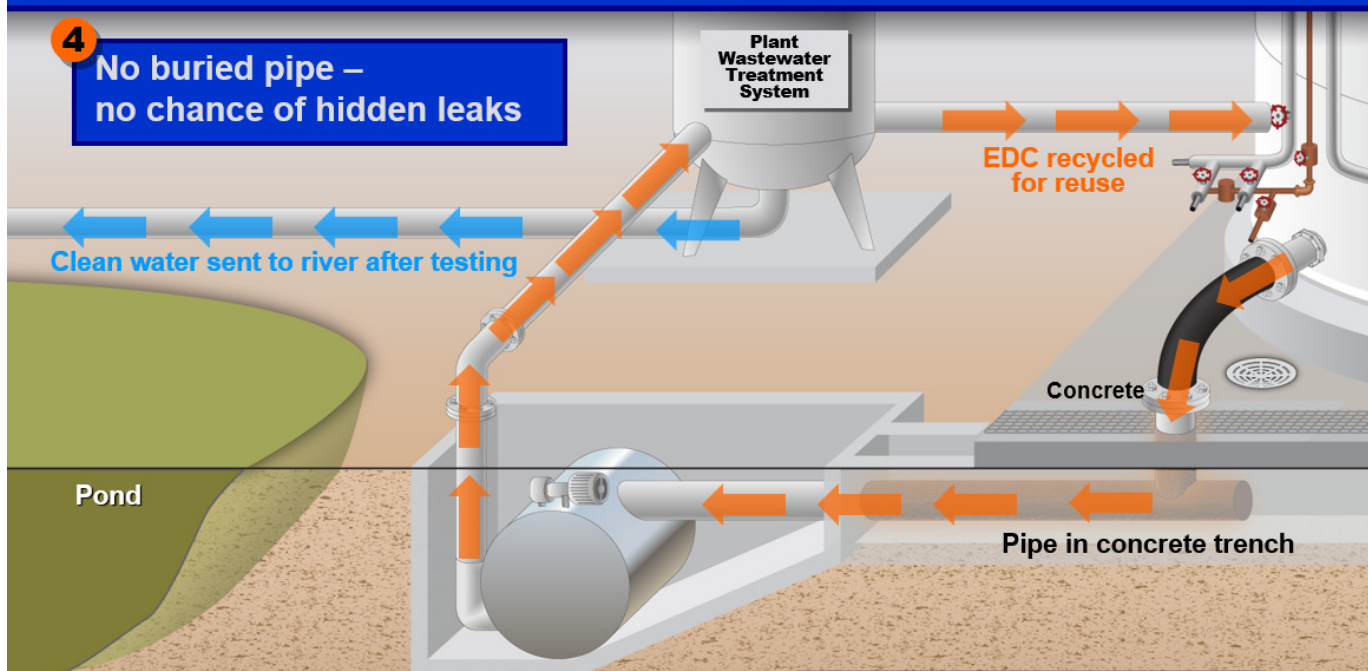
Huseby provides a comprehensive suite of document management services to make sure you are trial ready. Huseby Trial Services offers document imaging of virtually any type of document, including film and x-rays. Digitized documents can then be made keyword searchable using optical character recognition and stored securely in a repository for access by the trial team 24/7 from any device. The case repository is key word and key phrase searchable. Services include scanning, file conversion, bates numbering, and trial/witness notebooks.

Graphics and Animation

Our graphics professionals will consult with you and present options and ideas to help you visually present your case. Ask us about interactive 3-D animation. Services Include charts, graphs, interactive timelines, illustrations, 3-D and flash animation and PowerPoint presentations

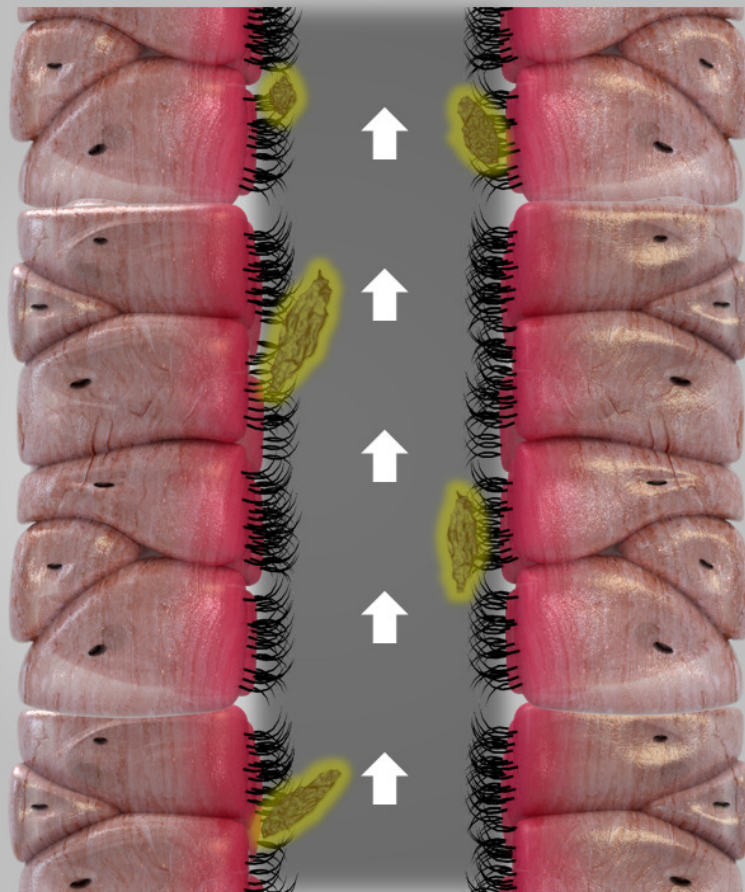
Let's get started. We are dedicated to adding value from day one.

Changes in EDC Waste Handling Methods



Defense Mechanisms: Trachea, Bronchi and Bronchioles

The trachea, bronchi and bronchioles are also lined with mucus membranes and ciliated cells; Here the cilia move the mucus upwards to the throat to clear the respiratory passage. This mechanism is often referred to as the Mucociliary Escalator



Timeline

Jan. 4, 2011

Johnson sends Archibald LH's 2009 profit and loss statement only

Feb. 1- Feb.11, 2011

Johnson questions LH's 2010 financial statements

Mar. 29, 2011

Smith backtracks when Johnson does not believe that LH's AUM as of 12/31/2010 is \$64,188,875

Jan. 30, 2011

Johnson receives LH's 2010 financial statements

Mar. 14, 2011

Johnson aware Smith still taking custody of client funds

2011

Jan. 3, 2011

\$16,000 deposit

Feb. 18, 2011

\$100,000 deposit

May 19, 2011

\$100,000 deposit

Jan. 6, 2011

LEGAL ADVICE

Jan.-Mar., 2011

Johnson meets with Jones
LEGAL ADVICE

Apr. – Jun., 2011

Johnson meets with Jones
LEGAL ADVICE

Jan. 14, 2011

LexisNexis job offer

Jun. 8 -

Johnson meets with Jones
LEGAL ADVICE

Jan. 14, 2011

\$36,000 deposit

Jun.

Johnson meets with Jones
LEGAL ADVICE

[< Previous](#)

Jun. 25, 2011

Johnson personally confirms \$36+ million AUM

Oct. 19, 2011

Johnson receives LH's revised 2010 financial statements

Dec. 14, 2011

GA SOS sends notice of books and records inspection

Aug. 30, 2011

Johnson sends Smith a list of documents required for the 2011 Mock Audit

Nov. , 2011

2011 Mock Audit Report; Johnson lies to Archibald

Aug. 9, 2011

\$76,000 deposit

Nov. – Jan. 2012

Johnson meets with Jones
LEGAL ADVICE

Sept. 9, 2011

Johnson analyzes Jones's Software
LEGAL ADVICE

Nov. 30, 2011

Joint Venture

Jun. 10, 2011

Johnson advises Jones
LEGAL ADVICE

Sept. , 2011

Johnson Jones
LEGAL ADVICE

Dec. 20, 2011

\$100,000 deposit

June - July, 2011

Johnson meets with Jones
LEGAL ADVICE

Next >

Interactive Timeline Options

January - March, 2011

< Timeline

01/20/2011

Case 3: Buy/Sell List; Portfolio Watched Position Action: Removed buy/sell list from the Client Portal

7/13/2010 7:01 PM	Visual C# Source...	26 KB
7/24/2010 1:00 PM	Visual C# Source...	14 KB
9/5/2010 8:42 AM	Visual C# Source...	9 KB
9/29/2010 10:55 PM	Visual C# Source...	6 KB
10/4/2010 6:15 PM	Visual C# Source...	59 KB
10/4/2010 6:34 PM	Visual C# Source...	61 KB
10/26/2010 8:49 PM	ASP.NET Server ...	13 KB
10/26/2010 8:49 PM	ASP.NET Server ...	7 KB
10/26/2010 8:49 PM	ASP.NET Server ...	31 KB
11/5/2010 10:02 AM	Visual C# Source...	3 KB
11/19/2010 4:51 PM	Visual C# Source...	10 KB
1/20/2011 1:38 AM	Visual C# Source...	18 KB
1/24/2011 4:06 PM	Visual C# Source...	4 KB
1/25/2011 10:16 AM	Visual C# Source...	33 KB
2/3/2011 11:05 PM	ASP.NET Server ...	6 KB
4/2/2011 11:29 PM	ASP.NET Server ...	24 KB

Daily Bullish Trade Candidates

Symbol	Name	Industry	Country
		Rental & Leasing Services	US
		Asset Management	US
		Information Technology Services	Foreign
		Toiletries/Cosmetics	US
		Credit Services	US
		Health Care Plans	US
		Internet Information Providers	US
		Oil & Gas Refining & Marketing	

Daily Bearish Trade Candidates

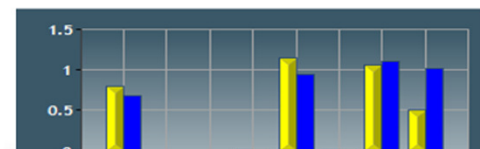
Symbol	Name	Industry	Country
		Biotechnology	
		R.E.I.T.	Foreign
		Drug Manufacturers - US	
		Major Money Center Banks	Foreign
		Small Blend	US
		Large Blend	USA
		Drug Manufacturers - US	
		Other	
		UltraPro Short Dow30	US

1/25/2011

Case 4: Portfolio Performance vs. S&P 500 Action: Changed performance calculation method

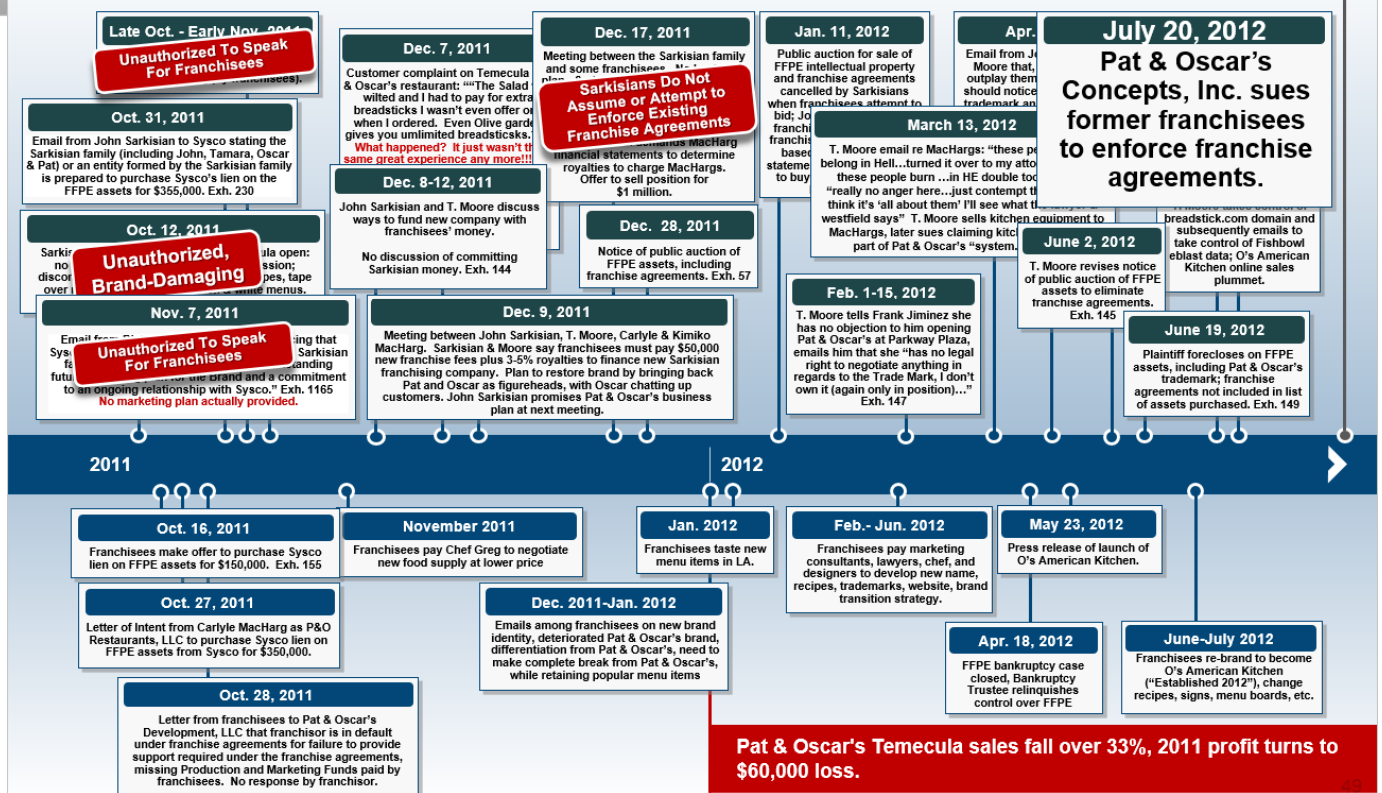
10/4/2010 6:34 PM	Visual C# Source...	61 KB
10/26/2010 8:49 PM	ASP.NET Server ...	13 KB
10/26/2010 8:49 PM	ASP.NET Server ...	7 KB
10/26/2010 8:49 PM	ASP.NET Server ...	31 KB
11/5/2010 10:02 AM	Visual C# Source...	3 KB
11/19/2010 4:51 PM	Visual C# Source...	10 KB
1/20/2011 1:38 AM	Visual C# Source...	18 KB
1/24/2011 4:06 PM	Visual C# Source...	4 KB
1/25/2011 10:16 AM	Visual C# Source...	33 KB
2/3/2011 11:05 PM	ASP.NET Server ...	6 KB

Portfolio Performance vs. S&P 500



Timeline

Sept. 19, 2011 and on:
No franchisor, no franchisor support, no enforcement of franchise agreements, no franchisor protection of trademark



Interactive Timeline Exhibit Callouts

Evidence Shows:

Dome Delamination Report June 11, 1976 Appendix K (revised 12-10-76).

the CR3 concrete would be expected to exhibit "a more brittle and sudden failure than concretes made with good quality aggregates"; the aggregate at CR3 "did not act as crack arresters"; and a crack could propagate "with relative ease" through this concrete.

July 31, 2007

The Bank Commits to make a loan

Ex. 1

Aug. 17, 2007

Ok to Provide "Notice to Proceed" from Tim Smith

Ex. 2

"Notice to Proceed" sent to XYZ Corporation

Ex. 3

Aug. 24, 1997

Agreement made

Ex. 4

Sept. 12, 2007

Project has been suspended

Ex. 5

Sept. 14, 2007

Commitment to provide a loan confirmation issued by the Bank

Ex. 6

Sept. 24, 2007

Closing pushed back as a result of appraisal work

Ex. 7

Sept. 25, 2004

Closing could slide into 2008

Ex. 9

Oct. 2, 2007

Closing timeline updated

Ex. 8

Jan. 18, 2008

The appraisal was delayed

Feb. 6, 2008

"Hope to be back to our lenders" letter sent to David Morris

March. 26, 2008

Memorandum

March. 10, 2004

Permanent construction loan preparation

Non-Conventional Timeline – Moving Clock

Five to Seven Minute Sequence of Events



Her chest is
on fire with

Five to Seven Minute Sequence of Events



Cardiac arrest
ensues 3 to 4 ½
minutes after
submersion

Leading Edge Technology – HusebyConnect

HusebyConnect is a proprietary application that provides clients a complete deposition or trial testimony experience in a virtual environment. HusebyConnect has three core components; Live video stream from the witness location, real-time text streaming, and electronic exhibit presentation.

HusebyConnect provides counsel the ability to attend witness prep events anywhere in the world remotely, without incurring travel expenses.

Video

Huseby also has a supply of HD 1080p webcams with tripods to provide when a videographer is not requested.

Counsel can choose whether or not to show themselves on video, or just view the witness. Video can be streamed directly into a courtroom for remote trial testimony.



Leading Edge Technology – HusebyConnect

Remote Real-time Text

The real-time text stream provides counsel a live transcript stream in the court room or from anywhere in the world, with the ability to annotate on the transcript, including notes, issue coding and bookmarking. At the end of the event the transcript is automatically saved directly in counsel's repository for immediate review.

When saved in the repository all highlights, notes and issue codes are available with the ability to make further annotations. When new annotations are made in the mobile app and saved, they are synced with the cloud application.

Counsel also has the ability to export the transcript and annotations into Summation, LiveNote or TextMap.

Live Transcript Feed

The screenshot displays the Huseby Realtime Transcript application interface. The top window, titled "Huseby Realtime Transcript", shows a live transcript feed with a list of lines and their corresponding timestamps. A dialog box titled "Add/Edit Bookmark" is open, allowing users to add or edit bookmarks. The bottom window, titled "Transcript View: Adobe vs. Apple - 10/02/14", shows a detailed view of the transcript with annotations and a list of recordings and transcripts.

Repository – with annotations

Line	Text	Timestamp
1	Introducing StreamTextLegal, a complete	11:20:04
2	realtime legal video deposition and transcription	11:20:08
3	solution through Adobe Connect, the industry	11:20:10
4	leader in live web conferencing. The fully	11:20:14
5	functional legal deposition solution is easy to	11:20:16
6	set up and use. You can now offer a professional	11:20:20
7	and secure legal deposition platform from	11:20:24
8	anywhere. This legal communication solution	11:20:26
9	combines the security and functionality of Adobe	11:20:30
10	Connect with StreamText.Net's realtime streaming	11:20:34
11	and transcription technology. Without geographic	11:20:38
12	boundaries and travel requirements, law firms and	11:20:42
13	transcript providers can facilitate meetings and	11:20:46
14	depositions from anywhere.	11:20:48
15	Q. How can StreamTextLegal benefit your court	11:20:52
16	reporting firm?	11:20:54
17	A. StreamTextLegal offers a number of	11:20:56
18	benefits that will allow your firm to easily	11:21:00
19	deliver secure, cost effective realtime services	11:21:04
20	anywhere. Here are a few key benefits:	11:21:08
21	Live video capabilities from anywhere, so legal	11:21:12

Leading Edge Technology – HusebyConnect

Exhibit Presentation

Exhibit presentation allows counsel to present exhibits to remote attendees electronically, make annotations and mark into the record. Once saved the chain of custody saves a version in counsel's repository and a copy for the court reporter.

Counsel has instant access to a complete history of all exhibits previously marked in the case to reference anytime.

Exhibit History

Live Exhibit Presentation

Huseby Exhibit Presentation

Editor
Settings
100% Size
Tools
Change / Move
Text or Draw
Highlight
Shape
Line
Left Side
Right Side
Correct
Incorrect
Undo
Redo

SAVE **ADD STAMP**

HIGHLY CONFIDENTIAL

Exhibit History
Sort By: ☒ Witness ☐ Exhibit

Name	Date Created	Size	Open
Bill Roberts			
Demo Witness			
0001_Demo_Witness.PDF	01/08/14 02:32 PM	137 KB	
0002_Demo_Witness.pdf	01/14/14 01:29 PM	77 KB	
0003_Demo_Witness.pdf	01/14/14 01:34 PM	77 KB	
0004_Demo_Witness.pdf	02/19/14 03:46 PM	43 KB	
0005_Demo_Witness.pdf	02/24/14 12:51 PM	1.4 MB	
0006_Demo_Witness.pdf	02/25/14 12:05 PM	1 MB	
0007_Demo_Witness.pdf	03/18/14 12:21 PM	77 KB	
0008_Demo_Witness.PDF	03/18/14 12:24 PM	137 KB	
0009_Demo_Witness.pdf	03/21/14 12:50 PM	43 KB	
0010_Demo_Witness.pdf	03/25/14 12:20 PM	77 KB	
0011_Demo_Witness.pdf	03/25/14 01:50 PM	43 KB	

New Exhibit From Local PDF
Open PDF

Create Blank Exhibit
New Document

Preloaded Documents

Name	Size	Open
Private		
Exhibit Sample 1.pdf	43 KB	
Shared		
Exhibit Sample 2.pdf	3 KB	

Upload Document

Defendant's Exhibit
8

Diagram: A detailed circuit diagram of a motor control system. It features a dsPIC33FJXXXMCXXX PIM microcontroller at the center. The system includes three regulators (3.3V, 5V, 15V), a three-phase inverter, and a potential divider. Key components labeled include PWM1H3, PWM1L1, IMOTOR1, IMOTOR2, Amplifier, MOTOR_SUM, and a Safe Current Level block (circled in red). Various connectors (J1, J2, J3, J4, J5, J6, J7, J8, J9, J10, J11, J12) and pins (HA, HB, HC, V_M3, V_M2, V_M1) are shown. A blue arrow points to the IMOTOR1 component.



Huseby Locations Nationally

Arizona California

Phoenix, AZ
San Francisco, CA
Sacramento, CA
Los Angeles, CA
Century City, CA
Fresno, CA
Mission Viejo, CA
San Diego, CA
Walnut Creek, CA
Fairfield, CA
Palm Desert, CA
Bakersfield, CA
Hartford, CT
New Haven, CT
Stamford, CT
Washington, DC
Miami, FL
Ft. Lauderdale, FL
West Palm Beach, FL
Atlanta, GA
Alpharetta, GA
Augusta, GA

Mississippi New Mexico New York North Carolina

Jackson, MS
Las Cruces, NM
New York, NY
Charlotte, NC
Raleigh, NC
Greensboro, NC
Asheville, NC
Winston-Salem, NC
Columbia, SC
Greenville, SC
Charleston, SC
Florence, SC
Nashville, TN
Memphis, TN
Houston, TX
Dallas, TX
San Antonio, TX
Austin, TX
El Paso, TX
Richmond, VA
Roanoke, VA

Connecticut

South Carolina

District of Columbia Florida

Tennessee

Texas

Georgia

Virginia